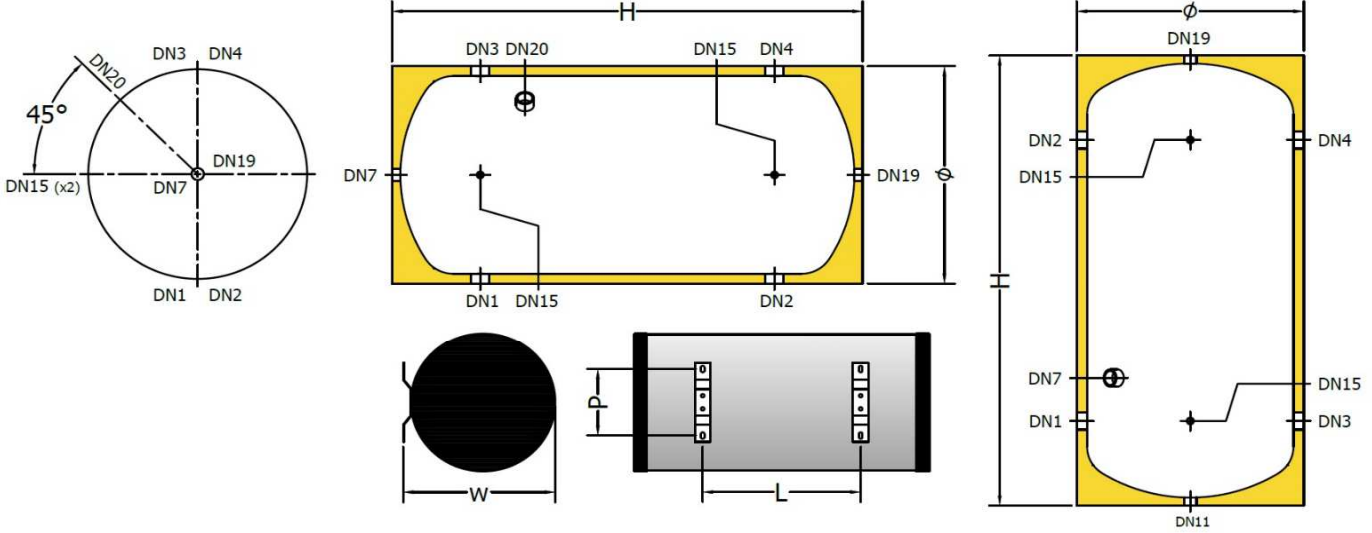
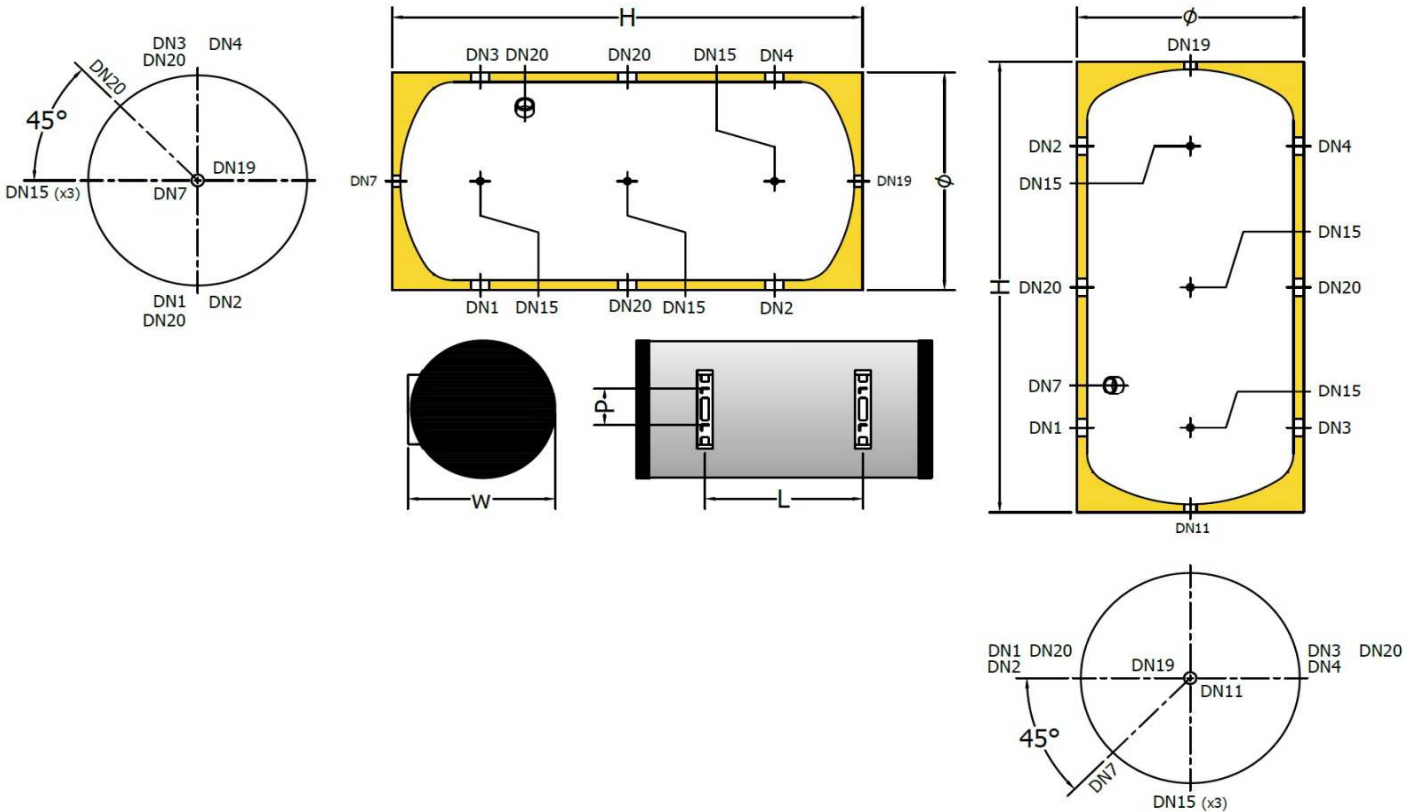


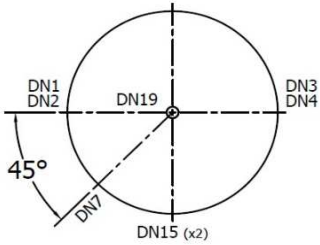
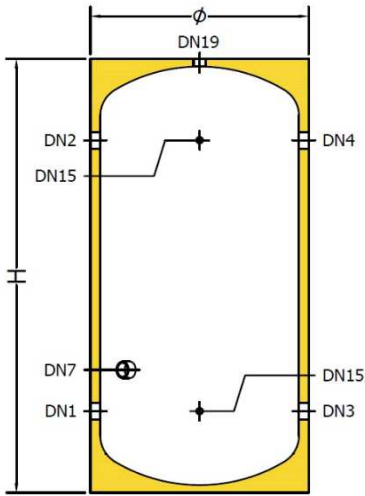
### ACF 24÷50 P



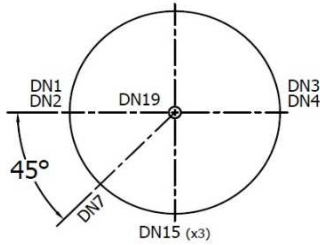
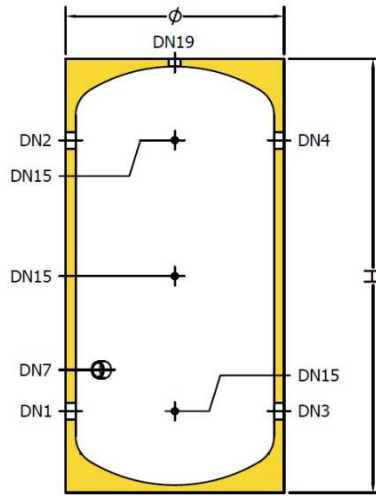
### ACF 100 P



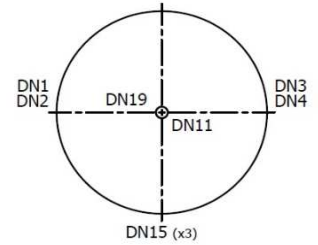
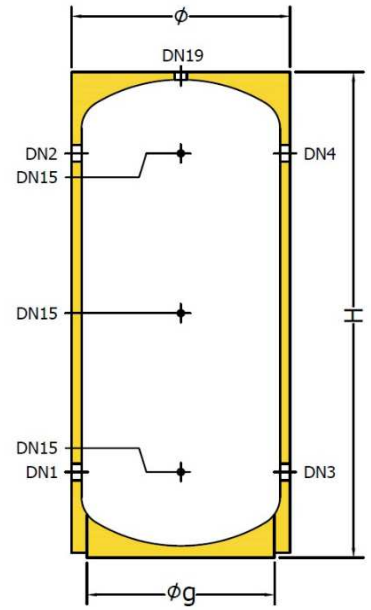
ACF 50



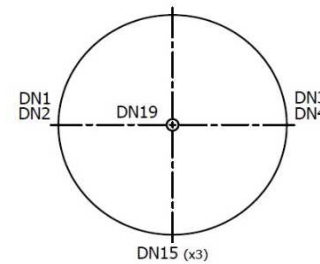
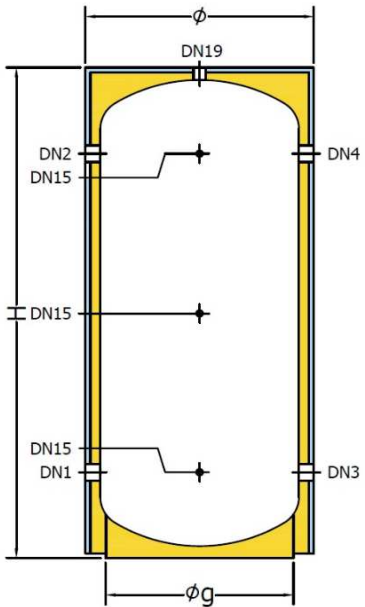
ACF 100



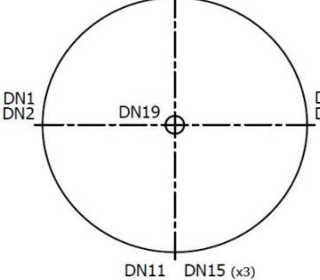
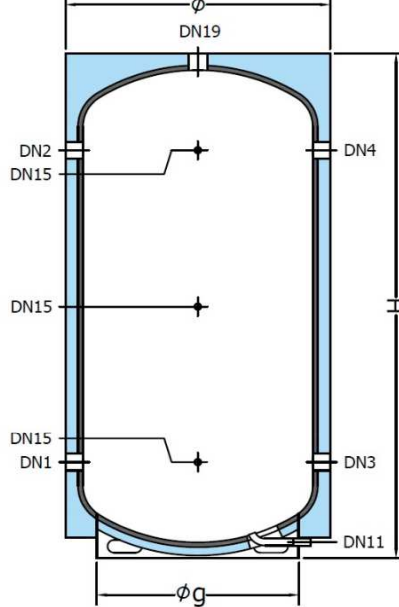
ACF 200÷500



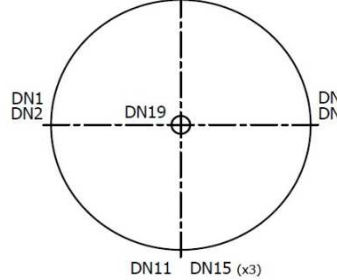
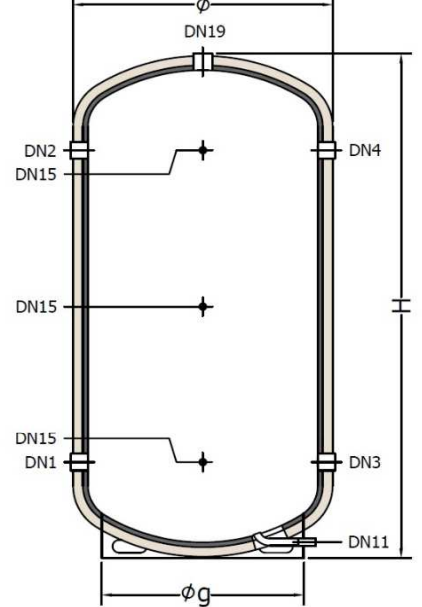
ACF 800÷1000



ACF 1500÷2000



ACF 3000÷5000



## Dati dimensionali / Ratings data sheet

Pos.	Descrizione Description	Modello / Type											
		ACF											
Cod.	Codice Code	A460L34 GGP50	A480L38 GG230	A480L47 GG250	A480L51 GG250	A480L55 GG250	A480L60 GG570	A480L62 GG570	A480H67 GB5A5	A480H70 GB5A5	A480H74 GB370	A480H80 GB370	
-	Capacità nominale <i>Nominal capacity</i>	L	<b>50</b>	<b>100</b>	<b>200</b>	<b>300</b>	<b>500</b>	<b>800</b>	<b>1000</b>	<b>1500</b>	<b>2000</b>	<b>3000</b>	<b>5000</b>
-	Volume utile (accumulo) <i>Storage volume (DHW tank)</i>	L	50	96	195	290	495	785	916	1641	1958	2986	5129
-	Classe di efficienza energetica <i>Energy efficiency class</i>		A	B	B	B	C	C	C	C	C	n.d.	n.d.
-	Dispersione termica <i>Standing loss</i>	W	26	46	57	65	108	125	130	163	174	n.d.	n.d.
∅	Diametro accumulatore <i>Cylinder diameter</i>	mm	410	460	600	650	750	940	940	1310	1410	1390	1710
H	Altezza <i>Height</i>	mm	890	895	1170	1410	1705	1815	2065	2530	2510	2840	3025
∅ <sub>G</sub>	Diametro gonna <i>Skirt diameter</i>	mm	/	/	460	510	600	760	760	850	950	1100	1450
-	Quota di ribaltamento <i>Pivot measurement</i>	mm	980	1010	1320	1560	1870	2050	2270	2850	2880	3170	3490
DN1	Quota connessione <i>Connection height</i>	mm	175	205	260	285	320	370	370	485	475	540	635
DN2	Quota connessione <i>Connection height</i>	mm	700	685	920	1135	1390	1440	1690	2005	1995	2320	2415
DN3	Quota connessione <i>Connection height</i>	mm	175	205	260	285	320	370	370	485	475	540	635
DN4	Quota connessione <i>Connection height</i>	mm	700	685	920	1135	1390	1440	1690	2005	1995	2320	2415
DN7	Quota connessione <i>Connection height</i>	mm	225	285	-	-	-	-	-	-	-	-	-
DN11	Quota connessione <i>Connection height</i>	mm	-	-	-	-	-	-	-	80	80	80	80
DN15	Quota connessione <i>Connection height</i>	mm	175	205	260	285	320	370	370	485	475	540	635
		mm	-	445	590	710	855	905	1070	1245	1235	1430	1525
		mm	700	685	920	1135	1390	1440	1690	2005	1995	2320	2415

Modello / Type

Pos.	Descrizione Description	L	ACF											
			50	100	200	300	500	800	1000	1500	2000	3000	5000	
-	Capacità nominale <i>Nominal capacity</i>													
DN1	Entrata da sorgente Flow from source		G1"1/4	G1"1/2	G1"1/2	G2"	G3"	G3"	G3"	G3"	G3"	G4"	G4"	
DN2	Uscita a sorgente Flow to source		G1"1/4	G1"1/2	G1"1/2	G2"	G3"	G3"	G3"	G3"	G3"	G4"	G4"	
DN3	Uscita a impianto Flow to system		G1"1/4	G1"1/2	G1"1/2	G2"	G3"	G3"	G3"	G3"	G3"	G4"	G4"	
DN4	Entrata da impianto Flow from system		G1"1/4	G1"1/2	G1"1/2	G2"	G3"	G3"	G3"	G3"	G3"	G4"	G4"	
DN7	Predis. per resistenza elettrica Provision for immersion heater		G1"1/2	G1"1/2	-	-	-	-	-	-	-	-	-	
DN11	Scarico Drain		-	-	-	-	-	-	-	G1"	G1"	G1"	G1"	
DN15	Sonda Probe		G1/2"	G1/2"	G1/2"	G1/2"	G1/2"	G1/2"	G1/2"	G1/2"	G1/2"	G1/2"	G1/2"	
DN19	Connessione ausiliaria Auxiliary connection		G1"1/4	G1"1/4	G1"1/4	G1"1/4	G1"1/4	G1"1/2	G1"1/2	G3"	G3"	G3"	G3"	
Pressione massima di esercizio (accumulo) Max. working pressure (cylinder)		bar	10							6				
Temperatura massima di esercizio (accumulo) Max. working temperature (cylinder)		°C	+95											

Modello / Type

Pos.	Descrizione Description	ACF-P								
		Installazione a parete orizzontale Horizontal wall mounting				Installazione a parete verticale Vertical wall mounting				
		A48SL27 GGP50	A48SL31 GGP50	A48SL34 GGP50	A3H0L38 PGP30	A48SL27 GGP50	A48SL31 GGP50	A48SL34 GGP50	A3H0L38 PGP30	
Cod.	Codice Code									
-	Capacità nominale <i>Nominal capacity</i>	L	24	35	50	100	24	35	50	100
-	Volume utile (accumulo) <i>Storage volume (DHW tank)</i>	L	24	35	50	96	24	35	50	96
-	Classe di efficienza energetica <i>Energy efficiency class</i>		A	A	A	B	A	A	A	B
-	Dispersione termica <i>Standing loss</i>	W	18	21	26	46	18	21	26	46
Ø	Diametro accumulatore <i>Cylinder diameter</i>	mm	410	410	410	460	410	410	410	460
H	Altezza <i>Height</i>	mm	555	675	890	895	555	675	890	895
L	Interasse staffe <i>Distance between brackets</i>	mm	230	310	525	400	230	310	525	400
P	Interasse fori <i>Drill holes pitch</i>	mm	165	165	165	145	165	165	165	145
W	Sporgenza staffe <i>Brackets protrusion</i>	mm	445	445	445	480	445	445	445	480
DN1	Quota connessione <i>Connection height</i>	mm	160	185	185	185	160	185	185	185
DN2	Quota connessione <i>Connection height</i>	mm	390	495	710	705	390	495	710	705
DN3	Quota connessione <i>Connection height</i>	mm	160	185	185	185	160	185	185	185
DN4	Quota connessione <i>Connection height</i>	mm	390	495	710	705	390	495	710	705
DN7	Quota connessione <i>Connection height</i>	mm	-	-	-	-	-	235	235	265
DN15	Quota connessione <i>Connection height</i>	mm	210	185	185	185	210	185	185	185
			-	-	-	445	-	-	-	445
DN19	Quota connessione <i>Connection height</i>	mm	340	495	710	705	340	495	710	705
			-	-	-	-	-	-	-	-
DN20	Quota connessione <i>Connection height</i>	mm	-	235	235	265	-	-	-	445
			-	-	-	445	-	-	-	445
			-	-	-	445	-	-	-	-

Modello / Type

Pos.	Descrizione Description	ACF-P							
		Installazione a parete orizzontale Horizontal wall mounting				Installazione a parete verticale Vertical wall mounting			
		24	35	50	100	24	35	50	100
-	Capacità nominale Nominal capacity								
DN1	Entrata da sorgente Flow from source	G1"1/4	G1"1/4	G1"1/4	G1"1/2	G1"1/4	G1"1/4	G1"1/4	G1"1/2
DN2	Uscita a sorgente Flow to source	G1"1/4	G1"1/4	G1"1/4	G1"1/2	G1"1/4	G1"1/4	G1"1/4	G1"1/2
DN3	Uscita a impianto Flow to system	G1"1/4	G1"1/4	G1"1/4	G1"1/2	G1"1/4	G1"1/4	G1"1/4	G1"1/2
DN4	Entrata da impianto Flow from system	G1"1/4	G1"1/4	G1"1/4	G1"1/2	G1"1/4	G1"1/4	G1"1/4	G1"1/2
DN7	Predisp. per resistenza elettrica Provision for immersion heater	G1"1/4	G1"1/4	G1"1/4	G1"1/4	-	G1"1/2	G1"1/2	G1"1/2
DN11	Scarico Drain	-	-	-	-	G1"1/4	G1"1/4	G1"1/4	G1"1/4
DN15	Sonda Probe	G1/2"	G1/2"	G1/2"	G1/2"	G1/2"	G1/2"	G1/2"	G1/2"
DN19	Connessione ausiliaria Auxiliary connection	G1"1/4	G1"1/4	G1"1/4	G1"1/4	G1"1/4	G1"1/4	G1"1/4	G1"1/4
DN20	Connessione ausiliaria Auxiliary connection	-	G1"1/2	G1"1/2	G1"1/2	-	-	-	G1"1/2
Pressione massima di esercizio (accumulo) Max. working pressure (cylinder)		bar		10					
Temperatura massima di esercizio (accumulo) Max. working temperature (cylinder)		°C		+95					

## Caratteristiche della coibentazione / Insulation characteristics:

Modello Type	Tipo coibentazione Insulation type	Spessore coibentazione Insulation thickness	Finitura Finish
ACF 24 P	Poliuretano espanso rigido con il 95% di cellule chiuse, esente CFC e HCFC, classe di resistenza al fuoco B2 secondo DIN 4102-1 <i>Rigid expanded polyurethane with 95% closed cells, CFC and HCFC free, fire resistance class B2 acc. DIN 4102-1</i>	65 mm	Polistirolo grigio RAL 9006 <i>Polystyrene gray RAL 9006</i>
ACF 35 P		50 mm	
ACF 50 P			
ACF-50		30 mm	
ACF 100 P			
ACF-100			
ACF-200			
ACF-300		50 mm	
ACF-500			
ACF-800	<u>Interno</u> : poliuretano espanso rigido con il 95% di cellule chiuse, esente CFC e HCFC, classe di resistenza al fuoco B2 secondo DIN 4102-1 <u>Esterno</u> : fibra di poliestere 100% riciclabile, classe di resistenza al fuoco B1 secondo DIN 4102-1 <i>Inner layer</i> : rigid expanded polyurethane with 95% closed cells, CFC and HCFC free, fire resistance class B2 acc. DIN 4102-1 <i>Outer layer</i> : 100% recyclable polyester fiber, fire resistance class B1 acc. to DIN 4102-1	50 mm + 20 mm	PVC grigio RAL 9006 PVC gray RAL 9006
ACF-1000			
ACF-1500	<u>Interno</u> : polietilene reticolato a cellule chiuse <u>Esterno</u> : fibra di poliestere 100% riciclabile, classe di resistenza al fuoco B1 secondo DIN 4102-1 <i>Inner layer</i> : closed cells polyethylene <i>Outer layer</i> : 100% recyclable polyester fiber, fire resistance class B1 acc. to DIN 4102-1	20 mm + 135 mm	PVC grigio RAL 9006 PVC gray RAL 9006
ACF-2000			
ACF-3000	<u>Interno</u> : polietilene reticolato a cellule chiuse <u>Esterno</u> : poliuretano espanso flessibile a celle aperte <i>Inner layer</i> : closed cells polyethylene <i>Outer layer</i> : open cells flexible expanded polyurethane	20 mm + 50 mm	PVC bianco RAL 9001 PVC white RAL 9001
ACF-5000			

## Esempio di installazione / Installation scheme:

