

SAC

GLASSLINED CYLINDERS FOR SANITARY HOT WATER

282 - 5.129 litres

INTERNAL GLASSLINING:

The glasslining treatment according to DIN 4753 makes the accumulator suitable to contain hot water for sanitary use and resistant to corrosive phenomena.

The glasslining treatment makes the tank suitable to contain hot water for sanitary use and resistant to corrosive phenomena.

Installations

Traditional boilers (wall-hung and/or floor-standing).

Condensing boilers.

Solar thermal systems.

CHARACTERISTICS

MAX TEMPERATURE

95 °C

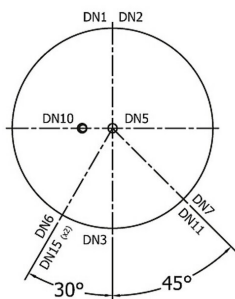
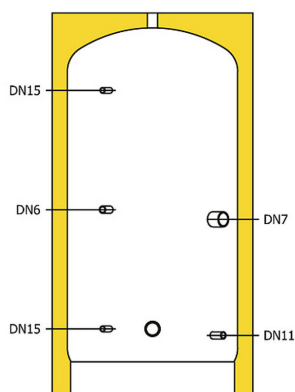
MAX PRESSURE (mod. 300 - 1000)

10 bar

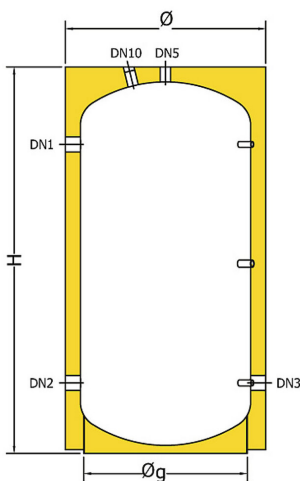
MAX PRESSURE (mod. 1500 - 5000)

6 bar

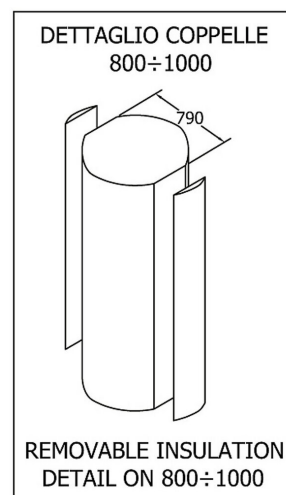
SAC 300 - 1000



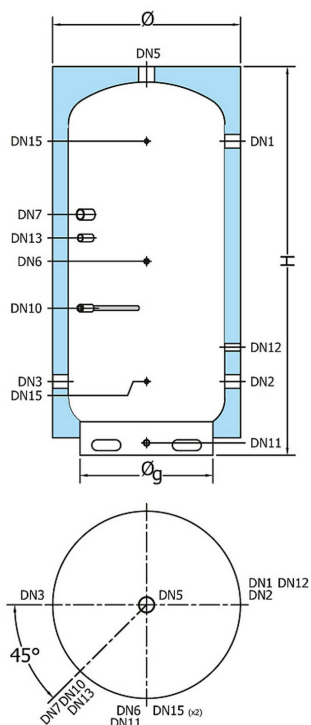
SAC 300 - 1000



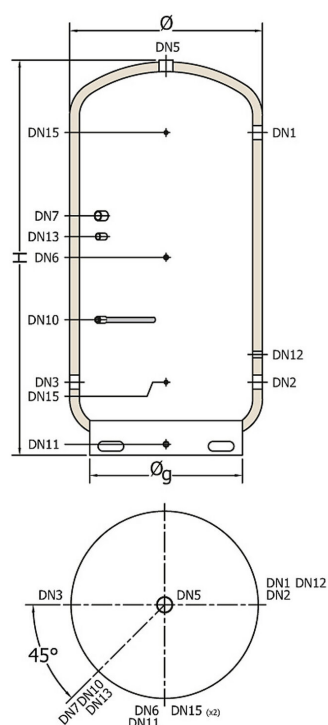
SAC 800 - 1000 CUPS



SAC 1500 - 2000



SAC 3000 - 5000



Keyword

DN	Description
DN1	Flow from external heat exchanger
DN2	Flow to external heat exchanger
DN3	Mains water supply
DN5	DHW draw-off
DN6	Recirculation
DN7	Predisposition for immersion heater
DN10	Magnesium anode
DN11	Drain
DN12	Sanitary water expansion tank
DN13	Provision for magnesium anode
DN15	Probe

Model	Code	Cl. Energ.	St. loss W	Capacity L	Tmax	H mm	\varnothing skirt mm	\varnothing mm	Pm mm
SAC-300	A310L51 PGP75	B	67	282	95°C	1670	460	650	1800
SAC-500	A310L55 PGP55	C	91	494	95°C	1735	600	760	1900
SAC-800	A310L60 PGP75	C	131	747	95°C	1815	760	940	2050
SAC-1000	A310L62 PGP75	C	136	868	95°C	2065	760	940	2270
SAC-1500	A310H67 VW4A5	C	163	1643	95°C	2530	850	1270	2840
SAC-2000	A310H70 VW4A5	C	174	1952	95°C	2510	950	1370	2860
SAC-3000	A310H74 VW050			2986	95°C	2840	1100	1350	3150
SAC-5000	A310H80 VW050			5129	95°C	3035	1450	1700	3480

Pm: pivot measurement

Connection heights (mm)

MODEL	DN1	DN2	DN3	DN5	DN6	DN7	DN10	DN11	DN12	DN13	DN15	DN15
SAC-300	1365	255	255	-	810	735	-	220	-	-	255	1365
SAC-500	1410	300	300	-	855	770	-	265	-	-	300	1410
SAC-800	1440	330	330	-	885	840	-	300	-	-	330	1440
SAC-1000	1680	340	340	-	1010	910	-	300	-	-	340	1680
SAC-1500	2015	475	475	-	1245	1545	945	80	695	1395	475	2015
SAC-2000	2005	465	465	-	1235	1535	935	80	685	1385	465	2005
SAC-3000	2330	530	530	-	1430	1730	980	80	730	1580	530	2330
SAC-5000	2425	625	625	-	1525	1825	1075	80	825	1675	625	2425

Connection sizes

MODEL	DN1	DN2	DN3	DN5	DN6	DN7	DN10	DN11	DN12	DN13	DN15
SAC-300	G1"1/4	G1"1/4	G1"1/4	G1"1/4	G3/4"	G2"	G1"1/4	G1/2"	-	-	G1/2"
SAC-500	G1"1/2	G1"1/2	G1"1/2	G1"1/4	G3/4"	G2"	G1"1/4	G1/2"	-	-	G1/2"
SAC-800	G1"1/2	G1"1/2	G1"1/2	G1"1/4	G3/4"	G2"	G1"1/4	G3/4"	-	-	G1/2"
SAC-1000	G2"	G2"	G2"	G1"1/4	G3/4"	G2"	G1"1/4	G3/4"	-	-	G1/2"
SAC-1500	G2"1/2	G2"1/2	G2"1/2	G3"	G3/4"	G2"	G1"1/4	G1"	G1"1/4	G1"1/4	G1/2"
SAC-2000	G2"1/2	G2"1/2	G2"1/2	G3"	G3/4"	G2"	G1"1/4	G1"	G1"1/4	G1"1/4	G1/2"
SAC-3000	G3"	G3"	G3"	G3"	G3/4"	G2"	G1"1/4	G1"	G1"1/4	G1"1/4	G1/2"
SAC-5000	G3"	G3"	G3"	G3"	G3/4"	G2"	G1"1/4	G1"	G1"1/4	G1"1/2	G1/2"

Protective devices

Model	Code	Nr. installed magnesium anode	Diam.Ø	Conn.	Length (mm)	Reccomended sanitary expansion tank(*)
SAC-300	8560040 00002	1	32	G1.1/4"	320	DP-18
SAC-500	8560050 00002	1	32	G1.1/4"	410	DP-24
SAC-800	8560060 00002	1	32	G1.1/4"	520	DP-35
SAC-1000	8560060 00002	1	32	G1.1/4"	520	DPV-50
SAC-1500	8560070 00002	1	32	G1.1/4"	670	DPV-80
SAC-2000	8560070 00002	1	32	G1.1/4"	670	DPV-100
SAC-3000	8560080 00002	1	32	G1.1/4"	700	DPV-200
SAC-5000	8560100 00002	1	40	G1.1/2"	640	DPV-300

(*) The expansion tank must always be sized by an expert thermotechnical designer on the basis of the actual data

Insulation characteristics

Model	Insulation type	Insulation thickness (mm)	Finish
SAC-300	Rigid expanded polyurethane with 95% closed cells, CFC and HCFC free, fire resistance class B2 acc. to DIN 4102-1	75	Grey PVC RAL 9006
SAC-500	Rigid expanded polyurethane with 95% closed cells, CFC and HCFC free, fire resistance class B2 acc. to DIN 4102-1	55	Grey PVC RAL 9006
SAC-800	Rigid expanded polyurethane with 95% closed cells, CFC and HCFC free, fire resistance class B2 acc. to DIN 4102-1	75	Grey PVC RAL 9006
SAC-1000	Rigid expanded polyurethane with 95% closed cells, CFC and HCFC free, fire resistance class B2 acc. to DIN 4102-1	75	Grey PVC RAL 9006
SAC-1500	100% recyclable polyester fibre	135	Grey PVC RAL 9006
SAC-2000	100% recyclable polyester fibre	135	Grey PVC RAL 9006
SAC-3000	Open cells flexible expanded polyurethane	50	White PVC RAL 9001
SAC-5000	Open cells flexible expanded polyurethane	50	White PVC RAL 9001

Reference standards

Directive 2014/68/EU – ART. 4.3, with exemption from CE marking.

EN 12897:2020 standard.

Designed and built in accordance with the requirements of 2009/125/EC and Regulation 814/2013 (EU).

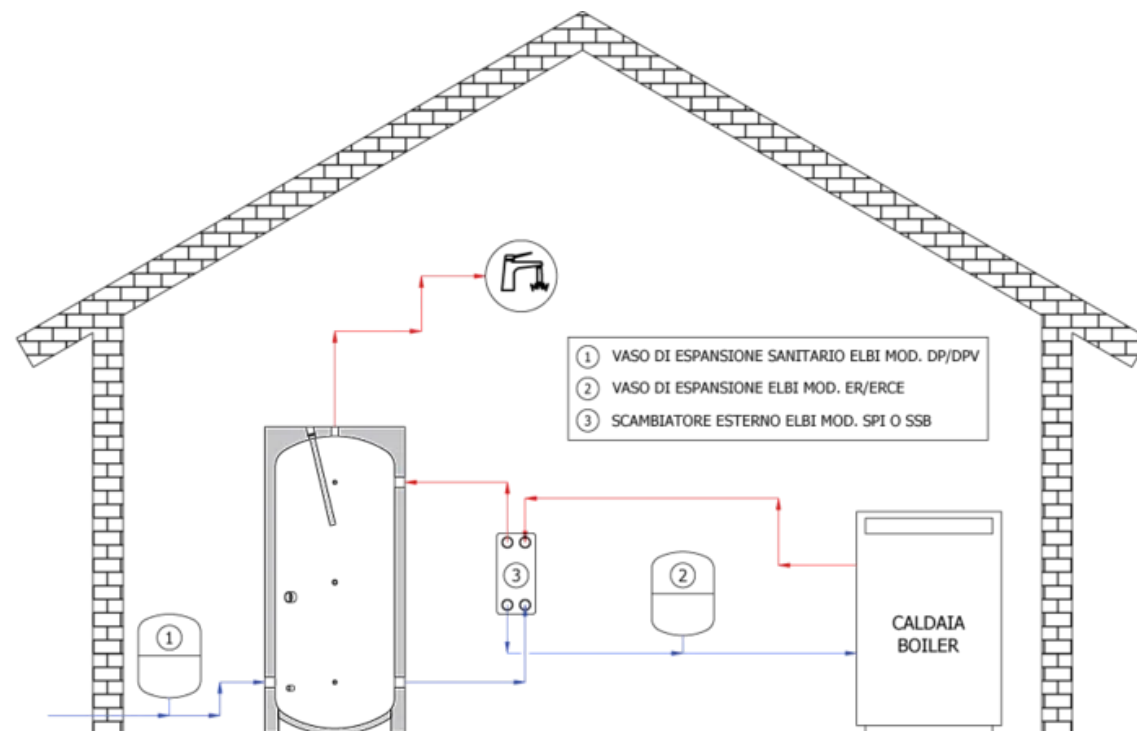
Labeling in accordance with the requirements of 2017/1369/EU and Delegated Regulation 812/2013 (EU).

Warranty: 5 years

Immersion heaters

Code	Power Kw	Source V	Connection	Length mm	Applicable to							
					300	500	800	1000	1500	2000	3000	5000
IMMERSION HEATERS WITHOUT THERMOSTAT												
8601000	1	230	G1.1/4"	295	✓	✓	✓	✓	✓	✓	✓	✓
8601650	1.65	230	G1.1/4"	450	✓	✓	✓	✓	✓	✓	✓	✓
8602000	2	230	G1.1/4"	515	✗	✓	✓	✓	✓	✓	✓	✓
8602600	2.6	230	G1.1/4"	675	✗	✗	✓	✓	✓	✓	✓	✓
8602601	2.6	230	G1.1/4"	360	256	✓	✓	✓	✓	✓	✓	✓
8603300	3.3	230	G1.1/4"	825	✗	✗	✗	✗	✓	✓	✓	✓
8603301	3.3	230	G1.1/4"	435	202	353	✓	✓	✓	✓	✓	✓
8604001	4	230	G1.1/4"	510	✗	292	✓	✓	✓	✓	✓	✓
8705000	5	400	G1.1/2"	445	133	233	353	✓	✓	✓	✓	✓
8706000	6	400	G1.1/2"	510	✗	194	294	342	✓	✓	✓	✓
8708000	8	400	G1.1/2"	670	✗	✗	220	256	✓	✓	✓	✓
8710000	10	400	G1.1/2"	820	✗	✗	✗	✗	✓	✓	✓	✓
8712000	12	400	G1.1/2"	970	✗	✗	✗	✗	323	✓	✓	✓
IMMERSION HEATERS WITH THERMOSTAT												
8T01500	1.5	230	G1.1/2"	320	✓	✓	✓	✓	✓	✓	✓	✓
8T02000	2	230	G1.1/2"	320	333	✓	✓	✓	✓	✓	✓	✓
8T02200	2.2	230	G1.1/2"	320	303	✓	✓	✓	✓	✓	✓	✓
8T02500	2.5	230	G1.1/2"	320	266	✓	✓	✓	✓	✓	✓	✓
8T03000	3	230	G1.1/2"	320	222	✓	✓	✓	✓	✓	✓	✓
8T04000	4	400	G1.1/2"	400	166	292	✓	✓	✓	✓	✓	✓
8T05000	5	400	G1.1/2"	500	✗	233	353	✓	✓	✓	✓	✓
8T06000	6	400	G1.1/2"	600	✗	194	294	342	✓	✓	✓	✓
8T09000	9	400	G1.1/2"	700	✗	✗	196	228	✓	✓	✓	✓
8T12000	12	400	G1.1/2"	850	✗	✗	✗	✗	323	✓	✓	✓

Example of installation



Illustrative diagram; always refer to a qualified technician for the realization of the systems.

Ver. date 11/02/2025